

Voltage Regulators

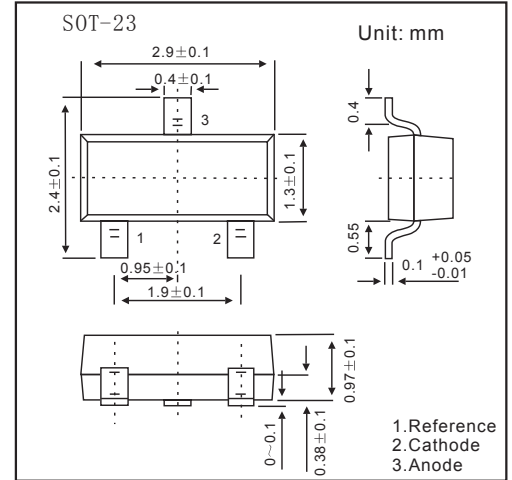
VOLTAGE : 37V
POWER DISSIPATION:350mW

Features

- The output voltage can be adjusted to 36V
- Low dynamic output impedance, its typical value is 0.2
- Trapping current capability is 1 to 100mA
- The typical value of the equivalent temperature factor in the whole temperature scope is 50 ppm/
- The effective temperature compensation in the working range of full temperature
- Low output noise voltage
- Fast on-state response

MECHANICAL DATA

- Case: SOT-23 Small Outline Plastic Package
- Polarity: Color band denotes cathode end
- Mounting Position: Any



MAXIMUM RATINGS AND CHARACTERISTICS

@ 25°C Ambient Temperature (unless otherwise noted)

Parameter	Symbol	Rating	Unit
Cathode Voltage	V _{KA}	37	V
Cathode Current Range (Continuous)	I _{KA}	-100 ~ +150	mA
Reference Input Current Range	I _{REF}	0.05 ~ +10	mA
Power Dissipation	P _D	350	mW
Operating Temperature	T _{OPR}	0 ~ 70	°C
Storage Temperature Range	T _{STG}	-65 ~ +150	°C

Electrical Specification (T_A=25°C unless otherwise specified)

Parameter	Symbol	Testconditions	Min	Typ	Max	Unit
Reference Input Voltage	V _{REF}	V _{KA} = V _{REF} , I _{KA} = 10mA	2.45	2.5	2.55	V
Deviation of Reference Input Voltage Over Temperature (*)	ΔV _{REF} /ΔT	V _{KA} = V _{REF} , I _{KA} = 10mA T _{min} ≤ T _a ≤ T _{max}		4.5	17	mV
Ratio of Change in Reference Input Voltage to the Change in Cathode Voltage	ΔV _{REF} /ΔV _{KA}	I _{KA} = 10mA, ΔV _{KA} = 10V ~ V _{REF}		-1.0	-2.7	mV/V
		I _{KA} = 10mA, ΔV _{KA} = 36V ~ 10V		-0.5	-2.0	mV/V
Reference Input Current	I _{REF}	I _{KA} = 10mA, R ₁ = 10KΩ, R ₂ = ∞		1.5	4	μA
Deviation of Reference Input Current Over Full Temperature Range	ΔI _{REF} /ΔT	I _{KA} = 10mA, R ₁ = 10KΩ, R ₂ = ∞ T _A = Full Temperature		0.4	1.2	μA
Minimum Cathode Current for Regulation	I _{KA(min)}	V _{KA} = V _{REF}		0.45	1.0	mA
Off-state Cathode Current	I _{KA(OFF)}	V _{KA} = 36V, V _{REF} = 0		0.05	1.0	μA
Dynamic Impedance	Z _{KA}	V _{KA} = V _{REF} , I _{KA} = 1 to 100mA, f ≤ 1.0KHz		0.15	0.5	Ω

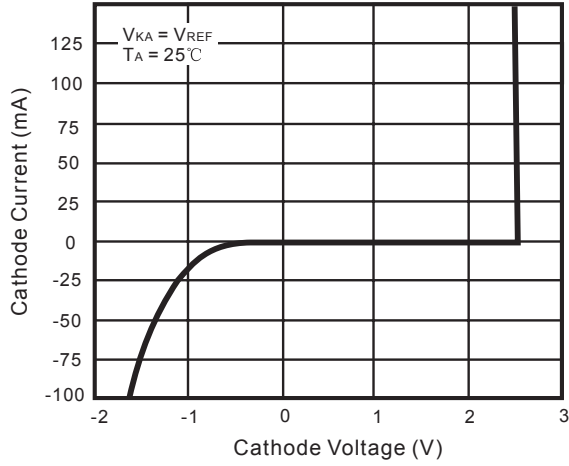
* T_{MIN} = 0°C, T_{MAX} = +70°C

Classification Of V_{REF}

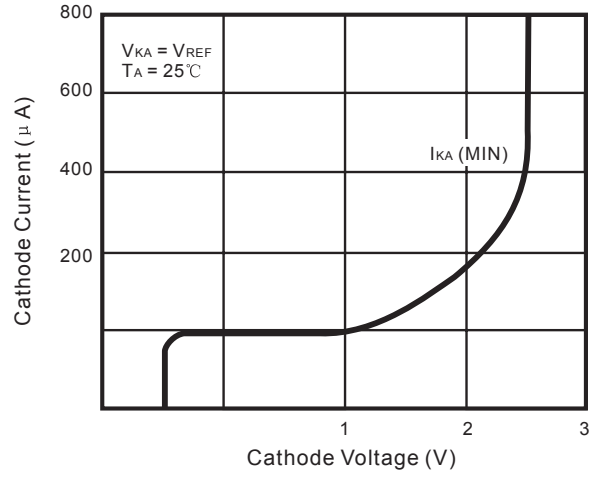
Rank	A:0.3%	B:0.5%	C:1%	D:2%
Range	2.493~2.508	2.487~2.512	2.475~2.525	2.450~2.550

RATINGS AND CHARACTERISTIC CURVES

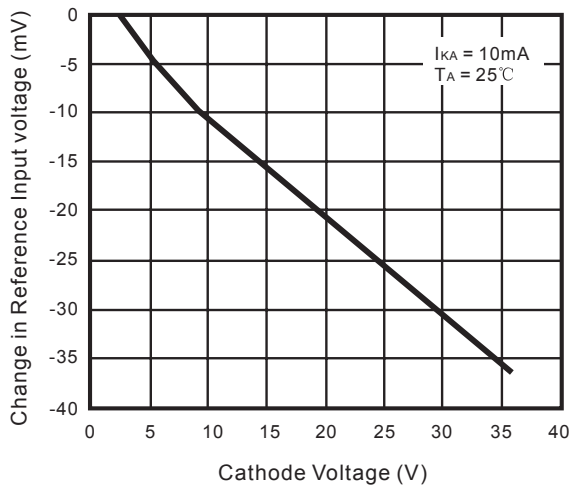
■ Typical Characteristics



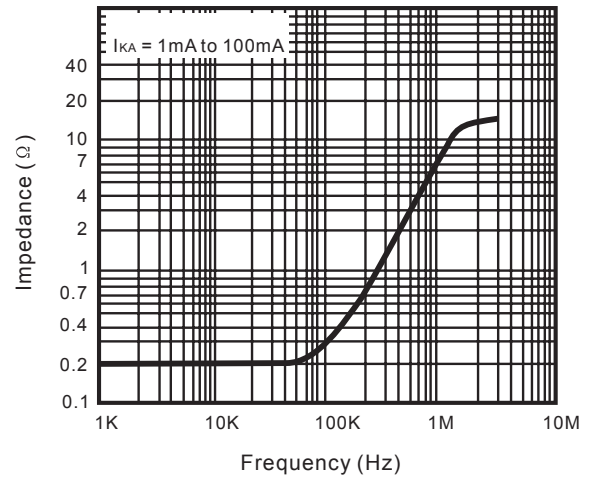
Cathode Current vs. Cathode Voltage



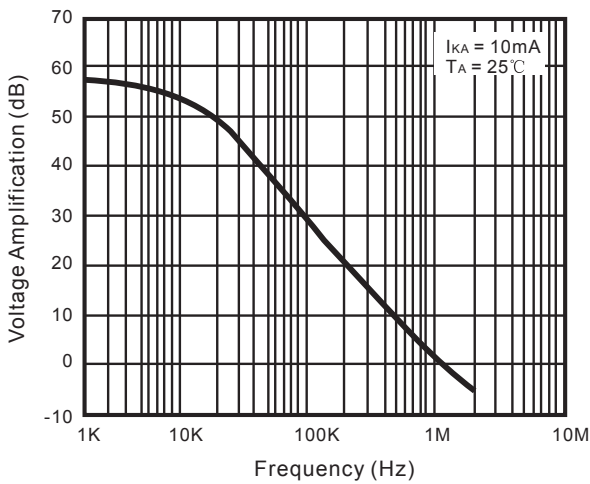
Cathode Current vs. Cathode Voltage



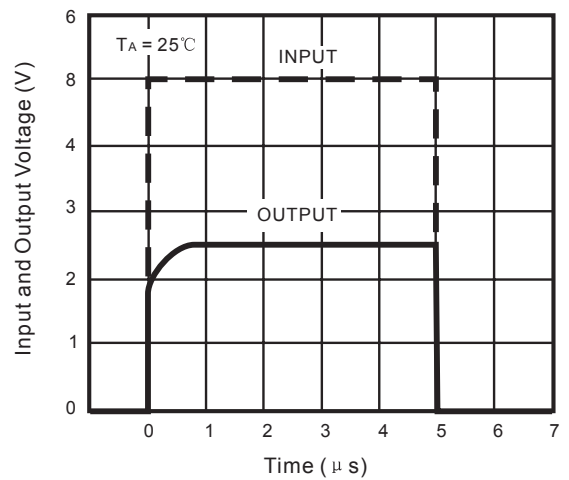
Change in Reference Input Voltage vs. Cathode Voltage



Dynamic Impedance Frequency



Small Signal Voltage Amplification vs. Frequency



Pulse Response